

PAJUNK®

*SonoSystem –
The Complete System for Ultrasound
Guided Nerve Blocks*

**JACKSON
ALLISON**

Regional Anaesthesia



SonoLong kit

For continuous peripheral nerve block anaesthesia under ultrasonic monitoring

With the PlexoLong NanoLine kit according to Meier, PAJUNK® has, as the first and the only manufacturer, initiated a system, by which the catheter is introduced in sterile condition directly from a container through the cannula, and the anaesthetic is injected through the catheter. This patented technique has established itself successfully on the market and has aroused a great response and recognition in the professional world.

Now, in the next evolutionary step, the cannula of the PlexoLong kit are equipped with CornerS tone reflectors. This SonoLong kit is excellently suitable for the performance of the continuous techniques under ultrasonic monitoring.

The kit consists of:


- SonoLong cannula with CornerStone reflectors – optionally available with SPROTTE®-SPECIAL cannula, Tuohy cannula or cannula with facet tip
- Catheter in the catheter cassette
- FixoLong system
- Colour coded adapter



Steel stylet

The catheter of the SonoLong kit has been provided with a steel stylet, which is locked in place in the introductory aid at its end, and is removed together with the container after the application of the catheter.

➔ This gives the catheter maximum stability.



Ascending depth graduation

The catheter with a length of 50 cm has been provided with an ascending depth graduation up to a length of 30 cm in intervals of 5 cm

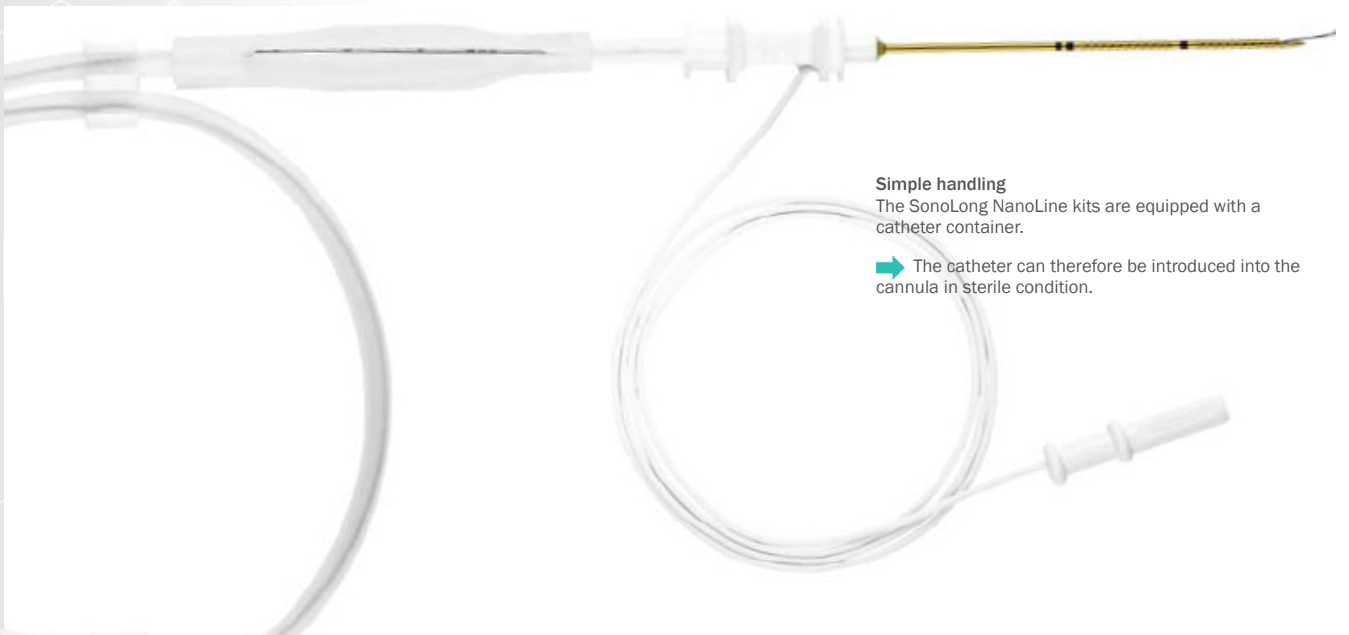
➔ Its position can therefore be determined exactly at any time.



Catheter with central orifice

The centre of the radiopaque catheter is open.

➔ This ensures the free flow of the anaesthetic – particularly in connection with the post-operative injection pump.



Simple handling

The SonoLong NanoLine kits are equipped with a catheter container.

➔ The catheter can therefore be introduced into the cannula in sterile condition.



Pajunk

SonoSystem



There are three cannula types available to choose from. The SonoLong kit is alternatively fitted with three different cannula types. While the facet tip cannula is exclusively placed parallel to the nerve, the SPROTTE®-SPECIAL cannula and the Tuohy cannula are suitable for those cases, where it is necessary to introduce the catheter at an angle to the nerve.



Cannula with facet tip



Tuohy cannula



SPROTTE®-SPECIAL cannula

Clear and definite identification


The cannula are equipped with two pattern-embossed sections, each having a length of 10 mm, which have been provided with CornerStone reflectors.

➔ This guarantees an optimal reflection of the ultrasonic waves along a total length of 20 mm.

Perfect gliding qualities

The SonoLong cannula are coated using the innovative NanoLine-technology.

➔ This ensures for perfect gliding qualities, it increases visibility under ultrasound-monitoring, and it permits precise stimulation through the uncoated tip.



PlexoLong Catheter

Injecting tube

Stimulatable NanoLine cannula

FixoLong

Filter

Clamping adapter



Jackson Allison Medical & Surgical Ltd
56 Lunn Ave, Mt Wellington, Auckland 1072
PO Box 4261, Shortland St, Auckland 114

P: + 0800 333103 F: + 09 622 1234
Email: orders@jackson-allison.co.nz
Website: www.jackson-allison.co.nz



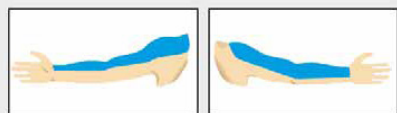
**Efficient and effective
Peripheral nerve blocks**

Regional anaesthesia has become an integral part of daily surgical practice. Aside of the single shot techniques for the peripheral blocks during operational interventions, the continuous techniques additionally help to alleviate postoperative pain, to improve the operative result and to enhance patient comfort.

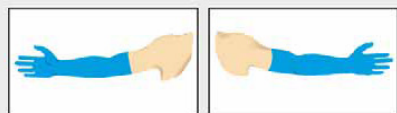
By providing a comprehensive programme for single shot and for continuous plexus anaesthesia, PAJUNK® supports the following applications with its catheter puncture kits:

Peripheral blocks

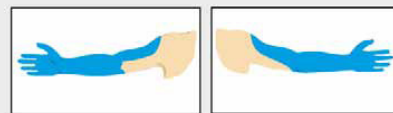
**Upper extremities
(brachial plexus)**



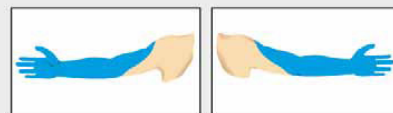
Interscalene brachial plexus block



Axillary brachial plexus block



Suprascapular brachial plexus block

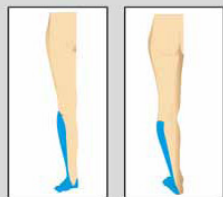


Vertical infraclavicular plexus block

**Lower extremities
(lumbosacral plexus)**



Femoral nerve block



Sciatic nerve block



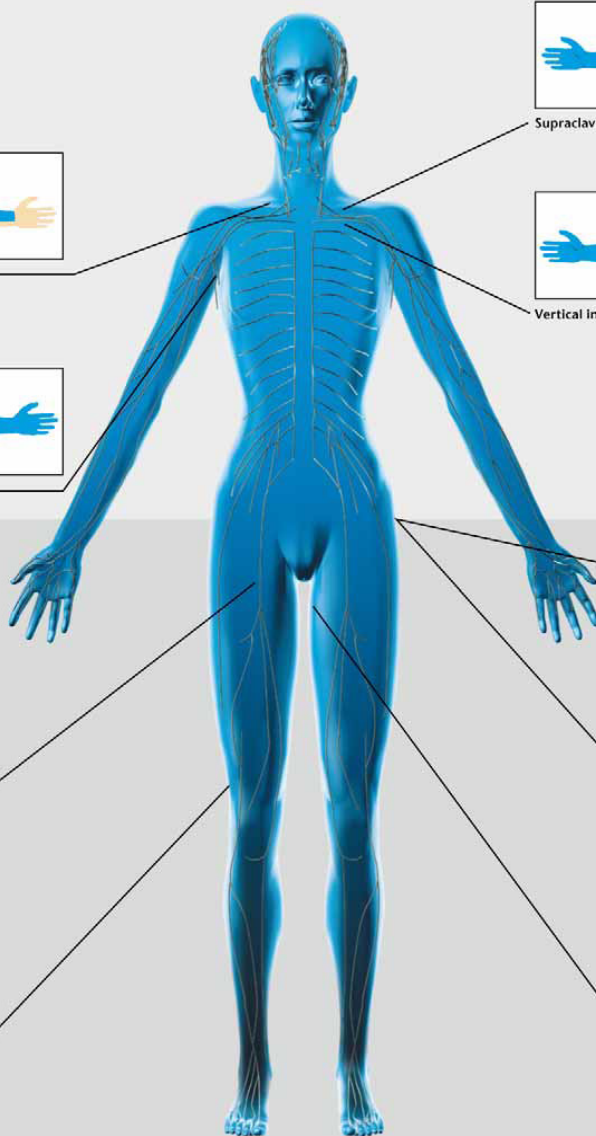
Subgluteal region



Sciatic nerve block -
subgluteal region



Obturator nerve block





SonoPlex cannula



SonoPlex Stim

with facet tip



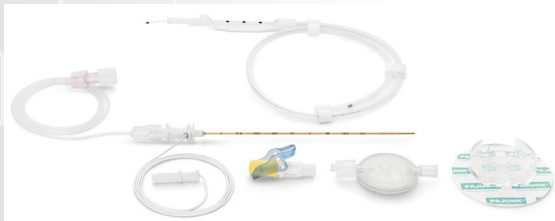
with SPROTTE® tip



Product Number	SonoPlex Stim	QTY
001185-70	22 G x 40 mm	10
001185-74	22 G x 50 mm	10
001185-71	22 G x 80 mm	10
001185-77	21 G x 100 mm	10
001185-72	20 G x 120 mm	10

Product Number	SonoPlex Stim	QTY
001185-31G	24 G x 50 mm	10
001185-31H	22 G x 70 mm	10
001185-31J	22 G x 90 mm	10

SonoLong NanoLine



All SonoLong NanoLine sets are supplied with:

- SonoLong facet tip, Luer Lock with electrical connector cable
- Adaptable injection tube
- PlexoLong catheter 20 G x 50 cm with integrated metal helical coil and central opening
- Clamping adapter (yellow)
- Filter 0,2 µm
- FixoLong



Facet tip

Product Number	Size	SonoLong Echo catheter	QTY
531185-31A	19 G x 50 mm	20 G x 50 cm	10
521185-31A	19 G x 100 mm	20 G x 50 cm	10
511185-31A	19 G x 150 m	20 G x 50 cm	10



SPROTTE® SPECIAL

Product Number	Size	SonoLong Echo catheter	QTY
531185-31B	19 G x 60 mm	20 G x 50 cm	10
521185-31B	19 G x 120 mm	20 G x 50 cm	10



Tuohy tip

Product Number	Size	SonoLong Echo catheter	QTY
531185-31C	18 G x 50 mm	20 G x 50 cm	10
521185-31C	18 G x 100 mm	20 G x 50 cm	10